






Dignity Health Quality Transparency Dashboard

Woodland Healthcare

At Dignity Health Woodland Healthcare, our mission is to provide high quality compassionate health care for all who seek it, and we strive for the best, safest care for our patients. We're participating in the Hospital Quality Transparency Dashboard project to enable consumers to make informed choices about their health care through publicly available data about our hospital, and we encourage others to do the same. Below are our recent results for five outcome measures out of hundreds that we track, showing how we compare to other hospitals in California and across the U.S. **Remember, lower numbers indicate better patient care for that specific measure.**

OUTCOME MEASURES

Lower is better	 CLABSI	 Colon SSI	 NTSV	 Sepsis Mortality	 30-day Readmission
California Hospital Medical Center	0.00	0.00	22.43	7.84	11.28
Measure Period	1/1/2023 – 12/31/2023				
California State Level	0.80	0.89	23.40	15.61	14.75
Measure Period	4/1/2022 – 3/31/2023		7/1/2022 – 6/30/2023	1/1/2022 – 12/31/2022	7/1/2021 – 6/30/2022
National Level	0.78	0.89	26.30	15.00	14.60
Measure Period	4/1/2022 – 3/31/2023		7/1/2022 – 6/30/2023	1/1/2022 – 12/31/2022	7/1/2021 – 6/30/2022

PROGRAM STATUS

<input checked="" type="checkbox"/> Yes <input type="checkbox"/> Deliveries are not available at this hospital	Maternity Safety Program (Program Status Measure) This hospital has a Maternity Safety Program in place. A Maternity Safety Program provides a coordinated approach and emergency response to risks associated with pregnancy and childbirth.
<input checked="" type="checkbox"/> Yes	Sepsis Protocol (Program Status Measure) This hospital has a Sepsis Protocol in place. This offers a protocolized approach to identifying and treating patients with severe sepsis (infection with a systemic inflammatory response, the body's response to an infection, and an acute organ dysfunction, organ does not perform expected function) or septic shock (persistent sepsis induced tissue hypoperfusion or dangerously low blood flow through an organ) in the emergency department or acute care in-patient setting.
<input checked="" type="checkbox"/> Yes	Respiratory Monitoring Program (Program Status Measure) This hospital has a Respiratory Monitoring Program in place. Respiratory monitoring provides guidance for assessment of risk of respiratory depression, and slow and ineffective breathing, and it includes continuous monitoring of breathing and functioning of the lungs and circulatory system when indicated.

Dignity Health Quality Transparency Dashboard

OUTCOME MEASURE DEFINITIONS



CLABSI – CENTRAL LINE-ASSOCIATED BLOOD STREAM INFECTION

A central line-associated blood stream infection is a serious infection that occurs when bacteria or germs enter the bloodstream through an IV called a central line. A central line allows access to a major vein close to the heart and can stay in place for weeks or months. It is mainly used for medication delivery and blood draws. Central line infections are measured using the Centers for Disease Control and Prevention Standardized Infection Ratio (SIR). This ratio is the observed number of infections divided by the number of expected infections. Values less than 1.00 show that the number of observed infections was lower than expected. Values more than 1.00 show that the number of infections was higher than expected. N/A means the scoring related to predicted infections is not available.



COLON SSI – SURGICAL SITE INFECTION FROM COLON SURGERY

A surgical site infection occurs after surgery and is caused by bacteria or germs in the part of the body where the surgery took place. Surgical site infections for colon surgery are measured using the Centers for Disease Control and Prevention Standardized Infection Ratio (SIR). This ratio is the observed number of infections divided by the number of expected infections. Values less than 1.00 show that the number of observed infections was lower than expected. Values more than 1.00 show that the number of infections was higher than expected. N/A means the scoring related to predicted infections is not available.



LOW-RISK CESAREAN BIRTHS

Safely reducing cesarean deliveries in low-risk pregnancies is a priority for hospitals. The low-risk cesarean birth rate is the number of cesarean or surgical births divided by the number of all births. This measurement includes all moms who deliver without complicated or “high risk pregnancies.” It excludes patients with twin pregnancies, preterm delivery, previous cesarean, and other high-risk conditions that often require a cesarean. A lower number indicates fewer cesareans were performed among low-risk mothers.



VTE – Preventable Venous Thromboembolisms

Staying in bed for long periods of time can put hospital patients at an increased risk for developing a blood clot known as a venous thromboembolism, or VTE. There are safe, effective, and proven procedures to prevent blood clots or to treat them when they occur. Patients at risk for VTEs should receive these preventable measures during their hospital stay. Preventable VTEs are measured by the percent of patients who developed a blood clot while in the hospital and did not receive treatment that could have prevented it. A lower number shows a better outcome.



SEPSIS MORTALITY

Sepsis or septic shock is the body’s extreme response to an infection. It is a life-threatening medical emergency that is a risk for patients admitted to an emergency department or hospital care setting. Without timely treatment, sepsis can lead to tissue damage, organ failure (e.g., kidney, lungs, liver, etc.), and death. Sepsis infection is measured by the percent of patients who die in the hospital. A lower number shows a better outcome.

Dignity Health Quality Transparency Dashboard

NATIONAL INITIATIVES



CLABSI – prevention efforts include but are not limited to:

- Adopt vascular access policies that highlight appropriate device selection criteria and maintenance criteria
- Implement daily justification of central lines by providers
- Provide daily chlorhexidine bathing in critical care to reduce bioburden
- Eliminate unnecessary vascular access devices to limit portals of entry
- Utilization of checklist for inserting, managing and device needs



COLON SSI – prevention efforts include but are not limited to:

- Adopt an evidenced based colorectal bundle that focuses on prevention efforts before, during, and after the surgical procedure
- Perform Audits of instrument handling from point of use to storage, utilizing an evidenced based sterilization audit checklist
- Perform active surveillance to identify commonalities and trends with associated action plans



NTSV – prevention efforts include but are not limited to:

- Provide feedback to physicians by providing Cesarean Birth data reports
- Create a multidisciplinary perinatal quality and safety improvement team to create action plans
- Educate physicians, clinical staff, patients and their families on the risk and benefits on cesarean birth
- Provide recommendations to physicians and clinical staff on labor management of low risk women



SEPSIS MORTALITY – prevention efforts include but are not limited to:

- Adopt the evidence based sepsis guidelines that focus on the management of the severe sepsis and septic shock patient
- Review mortality cases for opportunities, develop action plans and discuss within the facilities multidisciplinary team
- Monitor for SEP-1 bundle compliance and opportunities for improvement
- Adopt tracking and hand off process to ensure bundle compliance is completed
- Provide patient/family education on sepsis



30-DAY READMISSION – prevention efforts include but are not limited to:

- Adopt evidence based practices to reduce readmissions
- Convene a multidisciplinary readmission improvement team focused on developing improvement strategies and utilizing data to drive initiatives
- Refer patients to the most appropriate post-acute setting
- Identification of patients at high risk for readmissions and align the intensity of discharge planning to their readmission risk
 - Begin discharge planning upon admission
 - Provide individualized patient discharge education
 - Medication reconciliation prior to discharge with “Med to Bed” programs
 - Prior to discharge, schedule the patient's post-discharge visit with their primary care provider
 - Discharge phone calls